



BOARDS

PANELING

SHOP

STUDS



[WWW.NEIMANENTERPRISES.COM](http://WWW.NEIMANENTERPRISES.COM)

**INDEX:**

**Page 3**

- The SFI Program

**Page 4**

- Ponderosa Pine Forestry
- Range
- Growth Habits

**Page 5**

- Production
- Manufacturing
- Seasoning
- Shipping
- Grading & Quality Control

**Page 6**

- Appearance Grades
- Structural Grades
- Factory and Shop Grades
- Characteristics & Best Uses

**Page 7**

- Dimensional Stability
- Residential Construction
- Factory and Shop Products

**Page 8**

- Woodworking and Furniture
- Finishing
- Treated Products for Outdoor Projects

**Page 9**

- Paneling

**Page 10**

- Popular Pattern Profiles

**Page 11**

- No. 2, 3 & 4 Common

**Page 12**

- Shop Grades

**Page 13**

- Engelmann Spruce Forestry
- Range
- Growth Habits

**Page 14**

- Production
- Manufacturing
- Grading
- Characteristics & Best Uses

**Page 15**

- Lodgepole Pine Forestry
- Range
- Growth Habits

**Page 16**

- Production
- Manufacturing
- Grading
- Characteristics & Best Uses

**Page 17**

- Studs

**Page 18**

- Rocky Mountain Blue Stain Myths

**Page 19**

- About Neiman Enterprises



P.O. Box 218 • HULETT, WY 82720  
P: 866.466.5254 F: 307.467.5497  
WWW.NEIMANENTERPRISES.COM

*Message from Jim Neiman*

*The continued growth and survival of Neiman Enterprises is dependent on maintaining healthy forests. To achieve this, we are a certified participant of the Sustainable Forestry Initiative. This important initiative is dedicated to maintaining and preserving forests not only for industries dependant on timber, but also for private and public landowners.*

*Neiman Enterprises is not only focused on stability and growth for future generations, but also on the quality and sustainability of the products that we sell. By maintaining healthy forests, our suppliers will be able to depend on us to provide high quality lumber and by-products well into the future. With our acquisitions of Spearfish Forest Products and Heartland Pellets, and also Montrose Forest Products, we have shown our commitment to the responsible use of our natural resources.*

*Our pellet mills not only diversify our product mix, they provide an outlet for our by-products including chips, sawdust, and shavings. The pellet mills are a great source of renewable energy for our customers and their end-users. In addition to our contribution to the renewable energy sector, Montrose Forest Products, our most recent acquisition, produces a premium, highly-regarded, ESLP stud produced from trees killed by the mountain pine beetle that would otherwise stay in the woods as a huge fire danger. Producing a high quality product from an otherwise worthless resource is very beneficial to the health of our forests and the sustainability of the wood products industry.*

*Our commitment to sustainable forestry not only insures the long term stability of our company, but also guarantees future resources through a cycle of renewability. We will continue to strive toward advances in renewable energy and value-added products to meet the demands of our markets while maintaining a healthy environment.*

*- Jim Neiman*

# The SFI Program

## *Sustainable Forestry Fiber Sourcing and Implementation Policy*

Environmentally responsible buildings and building products are becoming increasingly mainstream. Green building is attracting consumer demand and being embraced by planners, designers, architects, builders and customers.

The choice of building materials has a huge impact on the environment. And wood's inherent properties – as a sustainable, natural, and renewable resource – make it an excellent environmental choice for any new construction or renovation, as long as it comes from a responsible source. As the largest single forest certification standard in the world, the SFI program is well positioned to meet the growing demand for certified products.

Wood production consumes less energy, emits less greenhouse gases, releases fewer pollutants into the air and generates much less water pollution compared to steel and concrete. In addition, trees absorb carbon dioxide from the atmosphere as they grow, sequestering and storing the carbon while producing oxygen – and this reduces greenhouse gases and improves air quality.

More and more buyers – including governments, businesses and individuals – are asking for wood products from responsible sources - like Neiman Enterprises. SFI-certified products are recognized by many leading green building rating programs in the United States, Canada and overseas.

### **WHAT WE DO TO INSURE FOREST SUSTAINABILITY**

Our commitment to sustainable forestry includes:

- Training our resource professionals and contractors on Sustainable Forestry and its Practice. Providing the best and most accurate Sustainable Forestry information to landowners. Educating landowners and the general public on Sustainable Forestry and its Principles.
- Continually improving our forestry and management practices.
- Participating with forestry associations, public agencies, educators, and others to broaden the practice of Sustainable Forestry.
- Monitoring the forest resources of our fiber sourcing area.



SUSTAINABLE FORESTRY INITIATIVE

*Good for you. Good for our forests.\**

[www.sfi-program.org](http://www.sfi-program.org)

SFI01106

Our three mills in the Black Hills; Devils Tower Forest Products, Rushmore Forest Products and Spearfish Forest Products are SFI Certified.

\*Our newest facility, Montrose Forest Products, is moving towards certification.



## Ponderosa Pine

*Pinus ponderosa*

### FORESTRY

**Range** Ponderosa Pine is one of America's abundant tree species, covering approximately 27 million acres of land. Stands can be found from Canada to Mexico and from the Pacific Coast eastward to the Black Hills of South Dakota. Its growth range covers an area encompassing more than 35 percent of the total acreage of the U.S.

Oregon, Washington and California account for a major share of the annual harvest. Arizona and South Dakota are also important producing areas with lesser amounts coming from Idaho, Wyoming, Montana, Utah and New Mexico.

**Growth Habits** Ponderosa Pine trees average 100' to 160' in height, with some exceeding 180'. The trees range from 2-4' in diameter, with the rate of growth depending upon altitude, soil, temperature and rainfall.

Mature Ponderosa Pines can be easily identified by their distinctive orange-brown bark which is arranged in large plates. The dark yellow-green needles are 5-10" long and grow in clusters of three. The cones, similar in color to the bark, are 3-6" long and 2-4" in diameter. Seeds are 5/16-3/8" long with a 3/4-1" wing.

In pure, or nearly pure, stands of Ponderosa Pine there is a standing inventory of approximately 188 billion board feet of lumber; in mixed stands there are additional billions of board feet in unmeasured inventory. Most Ponderosa trees grow, mature and survive for about 125 years before they are lost to natural causes such as rot, insect damage, fires or wind throw. Occasionally, a lone specimen will survive for nearly 200 years. Their typical site is on a semi-arid plateaus and slopes, often surrounded by juniper and sage.

Ponderosa Pine forests are usually selectively harvested rather than clear cut. This method of logging removes only the mature trees and leaves the other trees to re-seed and mature. Selective harvesting often makes it difficult to identify a recently logged stand.

Ponderosa Pine (*Pinus ponderosa*) is one of the Western pine species that includes Idaho White Pine (*Pinus monticola*), Sugar Pine (*Pinus lambertiana*) and Lodgepole Pine (*Pinus contorta*). The Western pines are distinct from the Southern Yellow pines which are denser and pitchier, with widely different characteristics and uses.

Ponderosa Pines grow to 180 feet in height and from 2-4 feet in diameter. Stands cover approximately 27 million acres of land in the United States. The large plates of orange-brown bark distinguish mature Ponderosa from other pines.



## PRODUCTION

The annual production of Ponderosa Pine in 2012 totaled 983 million board feet. South Dakota and Wyoming produced 207 million board feet and Montana produced 107 million board feet.

U.S. softwood lumber exports are led by Douglas Fir and Hem-Fir, followed by the spruces and Ponderosa Pine. Mexico is the largest importer of Ponderosa Pine, with Canada and Japan in second and third place. The applications for Ponderosa Pine abroad are very similar to those in the United States.

## MANUFACTURING

**Seasoning** All Ponderosa Pine is dried before surfacing to assure uniformity of the finished size. It is seasoned in temperature and humidity-controlled dry kilns until the moisture content reaches the desired level – from 12 to 19 percent.

As with other pines, Ponderosa can be subject to blue stain if a felled tree or green lumber becomes too warm before it is dried. Blue stain does not affect strength and is admissible in some of the lower grades. It can be hidden with paint or enhanced with clear finishes depending upon your preference.

**Shipping** Ponderosa Pine is usually milled and shipped as a single species and can be specified and bought as such. However, it is sometimes mixed with other species of similar design characteristics.

## GRADING & QUALITY CONTROL

**Grading** Lumber Grading Rules assure users of Ponderosa Pine and other softwoods consistent standards of quality, regardless of which mill produces the lumber.

Neiman Enterprises annual production of kiln dried Ponderosa Pine exceeds 200 million board feet.



Ponderosa Pine has an exceptionally wide sapwood which is honey-toned or straw-like in color. It has a straight, uniform grain which machines to a clear, smooth surface.

In the 12 western states, the primary growth area for Ponderosa Pine, most pine production is graded under the supervision of Certified Inspectors from the Western Wood Products Association (WWPA), a grading and control agency. The most widely produced grades are Selects, Commons and Factory Lumber.

**Appearance Grades** Ponderosa Pine Boards are graded primarily on appearance for a multitude of applications. There are three grades of Selects and five grades of Commons (WWPA Rules) and there are also Alternate Board grades available.

**Structural Grades** Ponderosa Pine structural grades are used where light to moderate strength levels are required. The 2X4 and 2X6 sizes are especially popular as decking material, once the lumber has been pressure treated with preservatives for outdoor uses.

**Factory and Shop Grades** Factory and Shop grade lumber products are intended specifically for remanufacturing. The grades have evolved on the basis of millwork cutting sizes and are defined by the number of clear standard size cuttings which can be obtained by ripping and cross cutting the various grades.

#### **CHARACTERISTICS & BEST USES**

Ponderosa Pine has a minimal amount of reddish-brown heartwood and an exceptionally wide sapwood which is honey-toned or straw-like in color. It has a straight, uniform grain which machines to a clear, smooth surface. When freshly sawn or surfaced, its pleasant smell is reminiscent of the forests where it grows. Ponderosa Pine is often specified when appearance rather than strength is of primary importance.

**Dimensional Stability** All woods shrink and swell to some degree as their moisture content fluctuates with atmospheric conditions. However, Ponderosa is relatively unaffected by changes in humidity after drying, making it valuable for work that requires close-fitting joints. It has a uniform cell structure and shrinks only a moderate amount, in comparison to other softwood species. It seasons beautifully with minimal splitting, cupping or warping.

**Residential Construction** Appropriate applications for Ponderosa Pine include light framing, spaced sheathing and floor and roof decking. As a treated product, it is superb for decks and other outdoor projects. Although it is not as strong as some of the heavier, denser softwoods, its combination of dimensional stability, strength and workability is well adapted to most light framing applications including joists, studs, rafters, plates and soffits. The wood resists splitting when nailed which allows for the use of larger nails and increases nail retention.

Traditional outlets, such as retail lumber yards and most home improvement centers, usually carry an extensive inventory of Ponderosa Pine products. Both amateur and professional remodelers also find many applications for Ponderosa in home repairs, paneling, decks, renovation, retrofitting and room additions.

**Factory and Shop Products** Ponderosa Pine is well suited for remanufacturing which requires clear, splinter-free wood, with a minimum of knots, resin and other unwanted characteristics. The large trees include substantial volumes of virtually clear sapwood with relatively few, widely-spaced knots. Shop and Factory lumber is graded to yield standard cuttings of clear material suitable for fabrication. Such wood is selected to be almost completely free from pitch and resin pockets, has an even grain and is dimensionally stable. Ponderosa also ranks moderately high for ease of gluing and is used for all types of products where glued-up construction is required.

The species is prized for moulding and for doors, windows, frames and drawers where durability under movement is essential. It has the ability to withstand scuffs, shocks and jars without splitting, which makes it the premier wood for these and other applications such as sashes, jambs, shutters, screens, columns, stairwork and fascia.

Ponderosa flooring, panelling and trim add warmth to a spacious kitchen. The species resists scuffing and splitting and performs well under movement for cabinets, drawers, doors and windows.



Ponderosa Pine is a favorite for furniture, cabinets and case goods. Ponderosa Pine furniture is available both finished and unfinished, in a variety of styles and qualities

**Woodworking and Furniture** Many of the properties that make Ponderosa Pine a first choice for paneling also put it at the top of the list for furniture and architectural woodwork such as built-in bookcases, benches, cupboards, desks and kitchen cabinets.

Cabinetmakers and woodworkers appreciate the wood's uniform cell structure, scarcity of resin pockets, and resistance to splitting. Finished parts fit together snugly without binding. The lumber is easy to work with either hand or machine tools and converts readily into fine mouldings and cabinet work

In the last few years there has been a resurgence in the popularity of pine furniture – antique pieces, new pieces from old pine and new pieces from new lumber. Honey-toned Ponderosa Pine is a natural accompaniment to the country look, while simply-styled bleached pine is appearing with increasing frequency in contemporary furnishings. Ponderosa Pine furniture is available both finished and unfinished, in a variety of styles and qualities.

**Finishing** Ponderosa Pine takes most finishes beautifully, including paint, stain, lacquer and varnish. Unlike some of the heavier woods, paints and stains do not raise the grain; however, knots should be sealed before painting to prevent them from bleeding through the finished surface.

**Treated Products for Outdoor Projects** The use of treated Ponderosa Pine continues to increase particularly in the western and upper mid western parts of the country. It can be used for fences, planters, storage sheds, play structures, decking, deck railings, benches and other outdoor projects.

The large proportion of sapwood in Ponderosa makes it well suited to pressure treating because the preservatives can penetrate the sapwood cells deeply and uniformly. Only seasoned (dried) lumber is used in the treating process and after treatment, the wood should be allowed to reach equilibrium moisture content with the surrounding atmosphere before it is installed in its permanent location. The quality-control mark should appear in treated lumber.





Ponderosa Pine can be treated for above-ground or in-ground contact, and unlike some softwoods, it can be pressure treated for in-ground use without incising (perforating) the wood. The waterborne preservatives leave a clean, dry, odorless surface ready to be painted or stained. The treated product holds up well in storage, making it easy to yard for distributors and retailers, which in turn, makes it readily and widely available.

In addition to the standard dimensions, treated Ponderosa Pine is also available in two WWPAA radius-edged decking grades, Patio 1 and 2, which are milled expressly for use as outdoor decking.


All treated lumber should have a quality control mark from an American Lumber Standard Committee (ALSC)-approved agency to assure compliance with American Wood Preservers Association (AWPA) standards.

Specifications for treated lumber should include types of chemical treatment, applicable standard, requirement for a quality control mark for an approved agency, plus any special requirements.

**Paneling** Pine paneling is often associated with Early American décor in kitchens, family rooms, dens and bedrooms. However, new finishing techniques and patterns make it appropriate for contemporary or traditional settings.

Ponderosa Pine, in both knotty and clear grades, is available in a wide range of paneling patterns. Many patterns are reversible, offering a choice of pattern or surface finish in a single panel. However, it's important to remember that paneling boards are inspected and graded on the patterned or face side; the back or reverse side may have characteristics which would make it a lower grade, but desirable for a specific design effect.

Treated Ponderosa Pine has many uses including fences, planters, storage sheds, play structures, decking, deck railings, benches and other outdoor projects.



New finishing techniques and patterns make paneling appropriate for contemporary and/or traditional settings.

Most lumber dealers carry a limited selection of paneling patterns in stock, but can special order any of the standard patterns. Some dealers will arrange to have a unique pattern custom milled.

Neiman Enterprise's Custom Moulder Facility was specifically designed to mill a high quality product that can go directly to finish applications. With precision end-matching, custom pattern capabilities and packaging options, the possibilities for Rushmore Supreme are nearly endless.

**POPULAR STANDARD PANELING PATTERNS.**



WP-2



WP-4



WP-6



106



E&CB



116



CENTER-MATCH T&G



WP4 END-MATCH



116 END-MATCH

Many Other Patterns Available


*RUSHMORE*  
*SUPREME*



**SOLID PINE PANELING**

Division of Neiman Enterprises, Inc. • Hill City, South Dakota

### No. 2 AND BETTER



No. 2 and Better is intended primarily for use in housing and light construction where it is exposed, such as paneling, shelving and other uses where a knotty type of lumber with fine appearance is required. Since knots can easily be sealed for painting, this is also an excellent grade for siding, cornice soffits, fascia and other exterior uses.

### No. 3 COMMON



No. 3 Common is widely used for a large range of building purposes where appearance and strength are both important. With characteristics limited to assure a high degree of serviceability, this grade is often used for shelving, paneling and siding and is especially suited for fences, boxes, crating, sheathing and many industrial uses.

### No. 4 COMMON



No. 4 Common is more widely used than other grades for general construction purposes such as sub-floors, roof and wall sheathing, concrete forms, low cost fencing, crating and similar types of construction. It is a popular grade in general construction and industrial use. Although appearance is given consideration, pieces are graded chiefly for serviceability as they are seldom used in exposed construction.

## SHOP GRADES

### 5/4 AND THICKER MOULDING




5/4 and thicker RWL Moulding Stock is stock of a type suitable for ripping into strips 1" and wider, 10' and longer. At least 2/3 of the area contains such rips of the grade permissible in standard Mouldings. In 5/4, 6/4 and 7/4 Moulding Stock the grade of each rip is determined from the poorest face. Wane, stain, skips in dressing or other characteristics that will surface off in making mouldings of standard size are permitted in computing the percentage of rips. Up to 10% of the footage of any item may be 6' to 9', provided each piece contains 2 or more of full-length Moulding Rips.

### 5/4 AND THICKER NO. 2



In 5/4 and thicker RWL No. 2 Shop, each piece contains not less than one of the following percentages of Door Cuttings: 25% No. 1 Cuttings; or 33 1/3% mixed No. 1 and No. 2 Cuttings; or 40% No. 2 Cuttings.

### 5/4 AND THICKER NO. 3



5/4 and thicker RWL No. 3 Shop permits any piece below the grade of No. 2 Shop that contains not less than 30% of the area in any combination of the following cuttings: No. 1 and No. 2 Door Cuttings; or No. 1 quality Sash Cuttings; or Moulding Rips 2" and wider and 10' and longer; or Jamb and Sill Cuttings 5" and wider and 3' and longer which are of No. 1 Cutting quality on one face except that barely perceptible light brown stain is permitted. The backs of Jamb and Sill Cuttings may contain pin knots, seasoning checks, medium pitch pockets, light stain, medium pitch, skips in dressing and other characteristics of equivalent nature. Not more than 5% of stock narrower than 5" is admissible in any shipment of No. 3 Shop.

### 5/4 AND THICKER SHOP OUTS



5/4 and thicker RWL Shop Outs with paragraph 99 included.

# Engelmann Spruce

*Picea engelmannii*

## FORESTRY

**Range** Engelmann Spruce is a species of spruce native to western North America, Alberta and British Columbia southward through Nevada, Utah, and Colorado, into Arizona and New Mexico. It is mostly a high altitude mountain tree growing in elevations from 8,000 to 11,000 feet.

**Growth Habits** Engelmann Spruce is a medium-sized to large evergreen tree growing 82 – 131 feet tall, and have been reported as tall as 213 feet. The bark is thin and scaly and its trunk diameter up to nearly 5 feet. They are normally found on moist north-facing slopes and in canyons. Open-grown trees of Engelmann Spruce begin cone production at 15 – 40 years of age with the best seed production typically occurring between 150 and 250 years.

Although Engelmann Spruce will germinate in all light intensities found in nature, seedlings do not establish readily in the open, shaded areas are most favorable at high elevations. Germination and establishment in undisturbed forest occur on duff, litter, partially decomposed humus, decaying wood, and mounds of mineral soil upturned by wind thrown trees. Because of its slow initial root penetration and extreme sensitivity to heat in the succulent stage, drought and heat girdling kill many first-year spruce seedlings. Drought losses can continue to be significant throughout the Rocky Mountains during the first 5 years of seedling development, especially during prolonged summer dry periods. Once established (at least 5 years old), the ability to survive is favored by adequate soil moisture, cool temperature, and shade. The strong shade tolerance of Engelmann spruce allows it to occur both as a persistent long-lived seral species and as a major climax species.

Engelmann spruce will grow steadily for 300 years, long after the growth of most associated tree species slows down. Dominant spruces are often 250-450 years old and trees 500-600 years old are not uncommon. Trees reaching 760-850 years are known.

The shallow root system of Engelmann spruce makes it susceptible to windthrow, particularly after cutting opens a stand. Downed wood from windthrow also makes a site vulnerable to attack from the spruce beetle, which has periodically caused severe damage. The western

Engelmann Spruce is a medium-sized to large evergreen tree growing 82 – 131 feet tall and have been reported as tall as 213 feet. The bark is thin and scaly and its trunk diameter up to nearly 5 feet.



Relatively small, uniformly distributed knots and its straight grain make Engelmann Spruce an excellent choice for structural components such as trusses and light framing.

spruce budworm is another potentially damaging insect that attacks both Engelmann spruce and subalpine fir. Complete removal of a spruce-fir stand by fire or logging results in such drastic environmental changes that spruce and fir are usually replaced by lodgepole pine, aspen, or shrub and grass communities. The kind of vegetation initially occupying the site usually determines the length of time it takes to return to a spruce-fir forest. It may vary from a few years, if the site is initially occupied by lodgepole pine or aspen, to as many as 300 years, if grass is the replacement community.

In the Rocky Mountains, clear-cutting and shelter wood cutting have been the most commonly used harvesting methods in old-growth Engelmann spruce-subalpine fir stands because these stands tend to be even aged and over mature. Successful natural regeneration of Engelmann spruce following logging is usually accomplished through mechanical scarification or broadcast burns which expose at least 40 percent of the mineral-soil seedbed.

## PRODUCTION

**Manufacturing** The annual production of Engelmann Spruce is in 2012 was 142 million board feet. Engelmann Spruce is normally sold as a surfaced product, but can also be sold as a rough sawn or surfaced one side in different markets or applications. It is generally kiln-dried with a moisture content not more than 19%.

**Grading** Engelmann Spruce is well suited for truss design and other engineered applications as well as light framing. It is also graded for appearance for finish applications.

## CHARACTERISTICS AND BEST USES

Engelmann Spruce is nearly white in color with a distinctive, slightly pinkish-grey tone. Relatively small, uniformly distributed knots add to the appeal of the fine texture and straight grain. These characteristics are not only sought after for interior finish products but also in structural grades because of its straight grain it tends to be very stable.

# Lodgepole Pine

*Pinus Contorta*

## FORESTRY

**Range** Lodgepole pine is a widespread species that grows throughout the Western United States and Canada from Alaska to Mexico. There are four geographical varieties of Lodgepole pine, the most wide spread has a range from the central Yukon through the Rocky Mountains into Colorado and the Black Hills of South Dakota.

**Growth Habits** Lodgepole pine grows on a variety of soils in a wide variety of climatic conditions, some of which are too poor to support other tree species. Best growth is attained on well-drained, slightly acidic, sandy or gravelly loams. The coastal form of lodgepole pine grows from near sea level to an altitude of about 2,000 feet. The inland form occurs at elevations from 1,500 to 11,500 feet. The species grows especially well on northern and eastern aspects on gentle slopes and in basins, but is found on all types of terrain and on all aspects.

Lodgepole pine produces some seed virtually every year and has good crops at 1-to 3-year intervals. Mature, serotinous (late opening) cones on the inland pine form open and release seed when temperatures reach or exceed 113° F (45° C); these temperatures may be caused by fire or solar radiation. Viable seeds have been extracted from 80-year-old closed cones. When conditions favor cone opening, as in wildfires or controlled burns, lodgepole pine is likely to regenerate too abundantly, resulting in young, stagnated stands. As many as 300,000 1-year-old seedlings have found on a single acre, and as many as 175,000 8-year-old trees, averaging about 2 feet high, have been found on an acre.

Mature lodgepole pine varies greatly in size. In the moist Sierra Nevada Mountains of California, trees reach average breast high diameters (4.5 feet from the ground) of 15 to 18 inches and heights of 90 to 100 feet in 100 years. In eastern Oregon, trees 100 years old average 7 to 13 inches in diameter and 70 to 80 feet in height.

The species is relatively long lived. Trees as old as 600 years have been reported, and old-growth stands may be older than 200 years. Properly managed and thinned stands can yield saw timber volumes of

Lodgepole pine grows on a variety of soils in a wide variety of climatic conditions, some of which are too poor to support other tree species.



Lodgepole pine dimension stock is important in light-frame construction for studs and truss members. Boards are used for cabinetry, shelving, and knotty pine paneling.



23,000 board feet per acre at rotation age of 120 years, in contrast to unmanaged stands on similar sites that yield only 6,000 board feet per acre. The species is shade intolerant, and it responds well to cultural practices such as thinning. Clear-cutting is the usual harvesting method used. Best seed germination occurs in full sunlight and on mineral soil or disturbed duff free of brush. Partial cutting of the stand generally reduces germination and survival.

## PRODUCTION

**Manufacturing** The annual production of Lodgepole pine is in 2012 was 299 million board feet. Lodgepole pine is normally sold as a surfaced product, but can also be sold as a rough sawn or surfaced one side in different markets or applications. It is generally kiln-dried with a moisture content not more than 19%.

**Grading** Lodgepole pine is well suited for truss design and other engineered applications as well as light framing. It is also graded for appearance for finish applications.

## CHARACTERISTICS AND BEST USES


Lodgepole Pine has relatively straight grain, white to yellow sapwood with light, reddish-brown heartwood. Knots do not bleed through paint. It is used for interior paneling, joinery, structural timber and poles. When creating interiors or rustic designs with Western pines, remember that while Lodgepole resembles other Western pines in appearance, it is the strongest of the Western pines. This makes lodgepole pine additionally useful for selected structural elements when a "pine aesthetic" is desirable.

Lodgepole pine dimension stock is important in light-frame construction for studs and truss members. Boards are used for cabinetry, shelving, and knotty pine paneling. Because of its fine drying and gluing characteristics, the lumber can be edge-glued into panels of fairly large size, and short pieces are end-glued to longer lengths.

Lodgepole pine was once used primarily for railroad ties; mine timbers; and locally for lumber, house logs, or rough construction. Today, it is marketed worldwide as well-manufactured lumber, both in board and dimension forms, and especially as studs.



## PREMIUM ESLP STUD



The no-prior select, wane-free, Premium ESLP studs produced at Montrose Forest Products are suitable for many applications. The prevailing use is in structural framing, but they are also used extensively as web stock for building trusses and other applications where an appearance product is needed. Produced in the three common stud lengths, as well as full length and custom trims, the uses can vary greatly. Premium ESLP studs are wane-free, have no holes, and have a small, well-spaced knot structure.

## PREMIUM ESLP BLUE STAIN STUD



The Montrose stud also comes end-waxed and end-branded.

## ROCKY MOUNTAIN BLUE STAIN PINE

# ROCKY MOUNTAIN blue stain pine MYTHS



**MYTH:** Blue Stain Wood is not structurally sound.

**FACT:** There is no significant strength difference between wood with blue stain and wood without blue stain. The color, often called Nature's Artwork, can add character and is considered visually appealing by many consumers.

**MYTH:** The blue stain wood is not graded for structural use.

**FACT:** Wood used structurally is graded under standards that have been established by specific trade associations. The blue stain in the wood does not affect structural grade and can be used in post and beam structures and other large timber uses.

**MYTH:** The beetles still live in the wood.

**FACT:** No, the color in the wood is left over from when the beetles left the fungus in the moisture, usually live wood. There are no health hazards or risk of spread once the tree has been milled into wood products.

**MYTH:** Blue stain wood will cost more than other woods.

**FACT:** Not necessarily, it depends on the source of the wood. Local wood can sometimes be more expensive, however products like blue stain paneling can be a good deal because of the grading standards.

**MYTH:** Blue stain is mold.

**FACT:** Blue stain fungi are not mold and do not cause decay or rot problems. They are considered harmless with respect to both wood products and people.



# About Neiman Enterprises

1<sup>ST</sup> MILL BUILT BY A.C. NEIMAN **1936**



**1956** JIM SR. BOUGHT A MILL & STARTED CUTTING TIMBERS TO BE SOLD TO HOMESTAKE MINING CO

JIM SR. STARTED THE MILL THAT IS NOW KNOWN AS DEVILS TOWER FOREST PRODUCTS

**1958**



**1975** BUILT ORIGINAL PLANER FACILITY

INSTALLED BIOMASS STEAM BOILER AND DRY KILN

**1976** ENTERED KDHT LUMBER INDUSTRY

MILL REDESIGN AND NEW CONSTRUCTION GIVING ABILITY TO REACH VALUE-ADDED MARKETS

**1987**



**1992**

**1995** INSTALLED NEW COASTAL PLANER AND 15 TRAY SORTER AT DEVILS TOWER FOREST PRODUCTS

ACQUIRED RUSHMORE FOREST PRODUCTS IN HILL CITY, SD - FORMERLY CONTINENTAL LUMBER

**1998**



**2005** UPGRADED TO COMPUTERIZED SAWING TECHNOLOGY

INSTALLED WEINIG HYDROMAT 2000 AT RUSHMORE F. P.

**2007**

**2008** ACQUIRED HEARTLAND PELLETS & SPEARFISH FOREST PRODUCTS - FORMERLY POPE & TALBOT

BECAME SFI CERTIFIED

**2010**

**2011** INSTALLED WEINIG POWERMAT 2000 AT SPEARFISH F.P.

ACQUIRED MONTROSE FOREST PRODUCTS - FORMERLY INTERMOUNTAIN RESOURCES

**2012**

## Sales Office

Toll Free: 866-466-5254



Mike Stevens  
Sales Manager  
mikes@dtfp.net



Bill McGrath  
Sales  
billm@dtfp.net



Brian Benson  
Sales  
brianb@dtfp.net



John McPartland  
Sales  
johnp@dtfp.net



Wayne Jordan  
Sales  
waynej@dtfp.net



Wes Bush  
Sales  
wesb@dtfp.net




Alicia Olson  
Traffic Manager  
dispatch@dtfp.net



# Neiman

ENTERPRISES, INC.

T: 866.466.5254. F: 307.467.5497



Devils Tower Forest Products, Inc.  
51 Hwy 112 • P.O. Box 218  
Hulett, WY 82720



Rushmore Forest Products, Inc.  
23848 Hwy 385 • P.O. Box 619  
Hill City, SD 57745



Spearfish Forest Products, Inc.  
1510 W. Oliver St. • P.O. Box 910  
Spearfish, SD 57783



Montrose Forest Products, Inc.  
11925 6530 Rd. • P.O. Box 1149  
Montrose, CO 81401